



## California Child Safety Indicators Dashboard

### Child Population

8,544,834

#### Allegations

417,513

(48.9 per 1,000)

#### Investigations

269,780

(31.6 per 1,000)

#### Substantiations

46,457

(5.4 per 1,000)

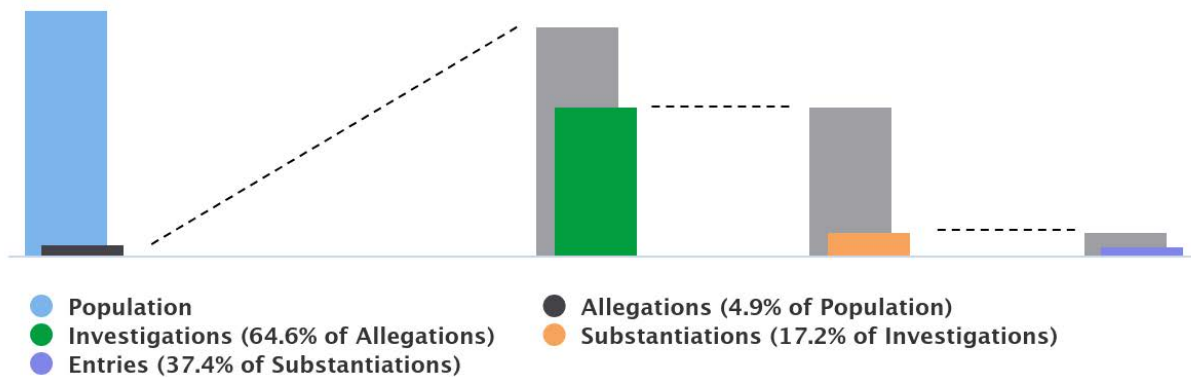
#### Entries

17,390

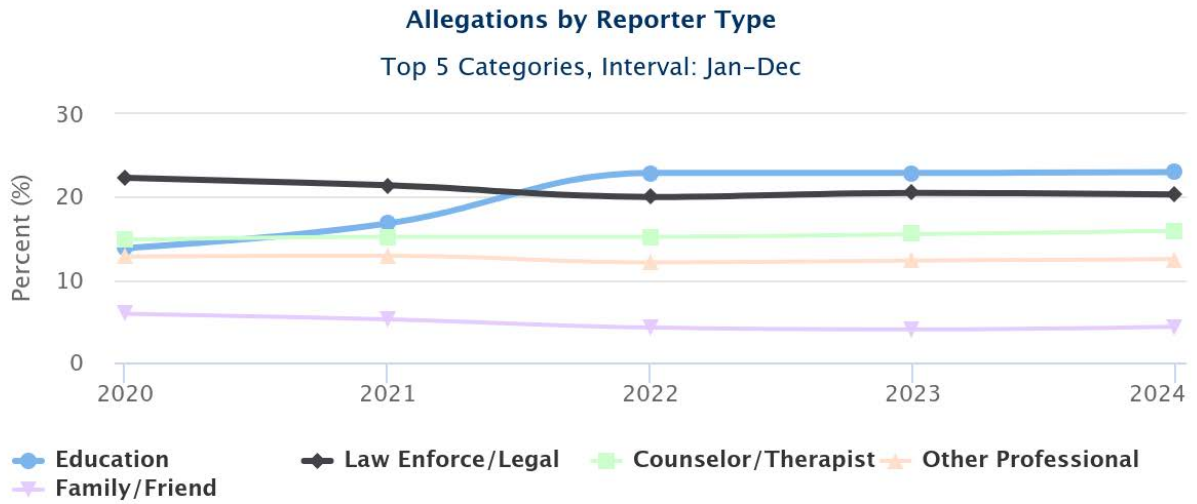
(2.0 per 1,000)

### Safety Decisions

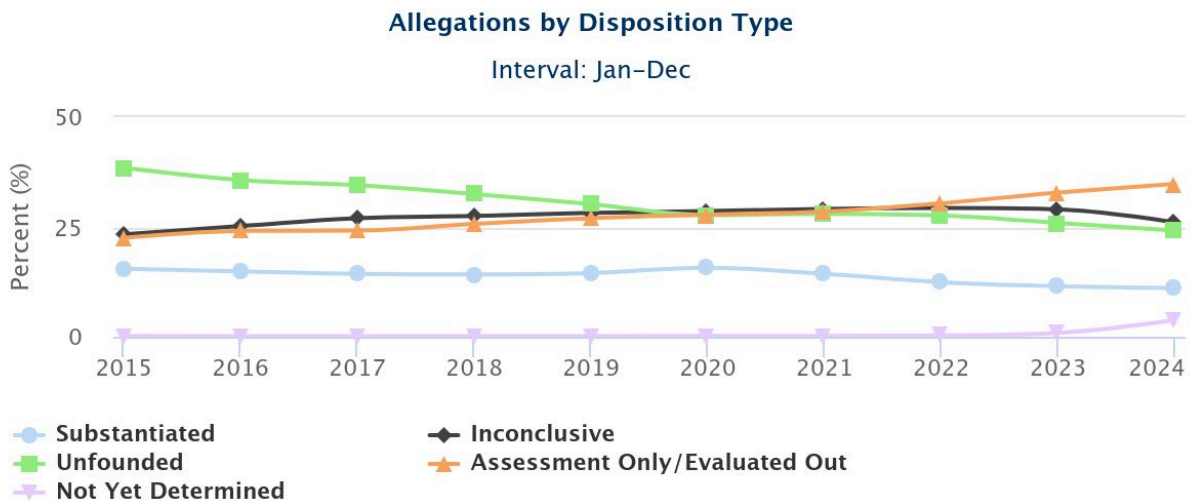
Jan-Dec 2024



The data in this chart are from the same calendar year and provide an overview of the relative frequency of child-welfare safety decisions. Children are counted once at each level of involvement (unduplicated counts). This is not a cohort analysis. A child counted at one level of child-welfare involvement (e.g., Entries) is not necessarily counted at the preceding level (e.g., Substantiations). A child's entry to foster care in early 2024-counted in Jan-Dec 2024 Entries--might be based on a 2023 substantiation, not included in Jan-Dec 2024 Substantiations.

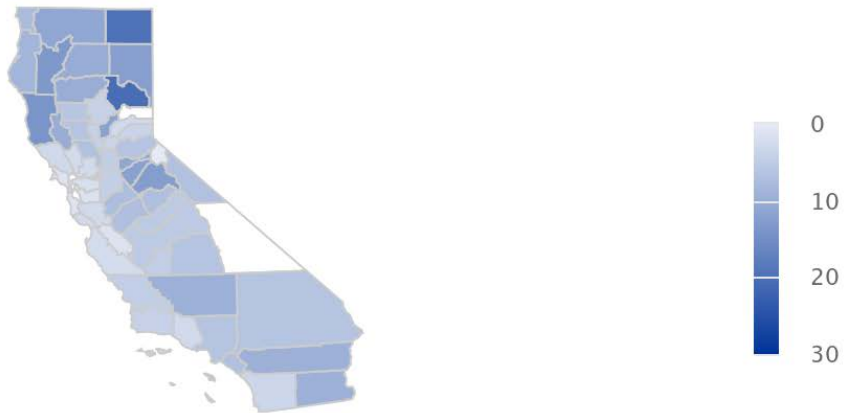


Changes in Education and Legal/Law Enforcement are highlighted. Public health restrictions associated with COVID-19 began approximately March 2020.



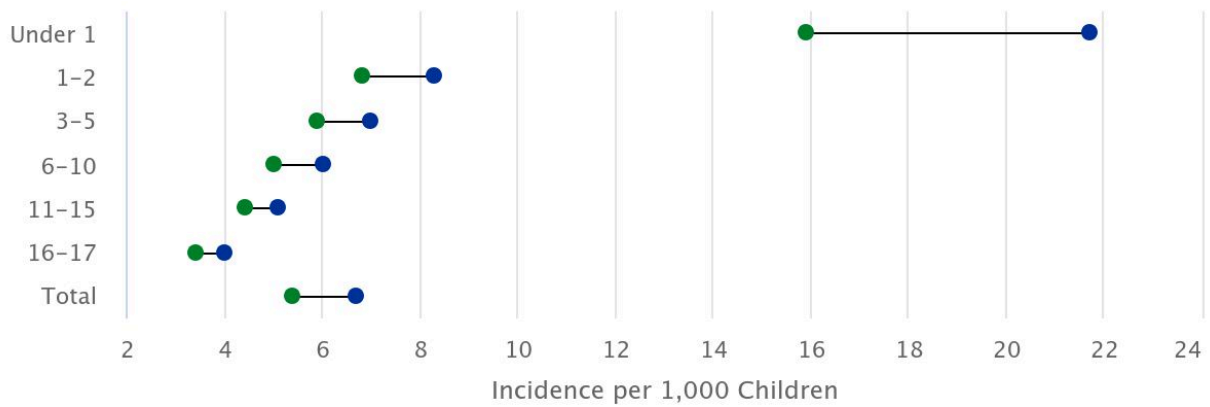
### Child Maltreatment Substantiations

Incidence per 1,000 Children, Jan-Dec 2024



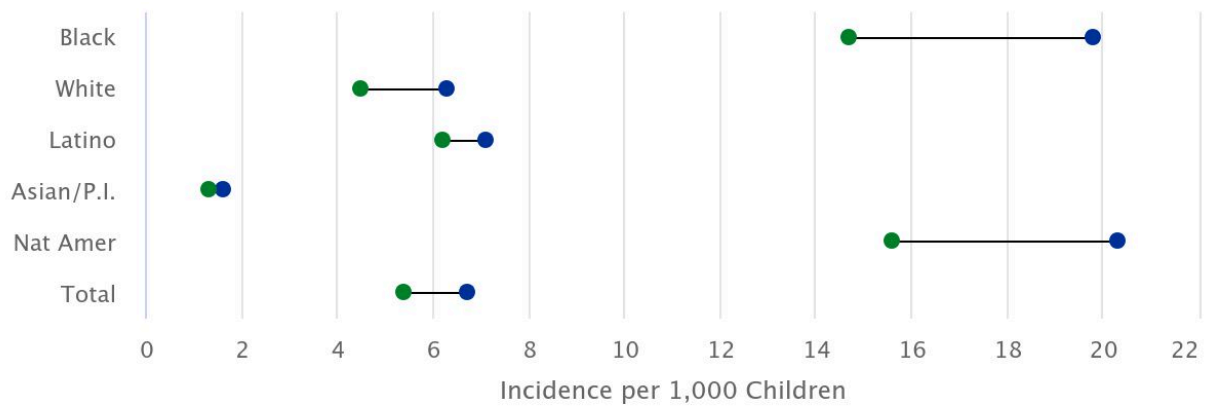
### Child Maltreatment Substantiations by Age

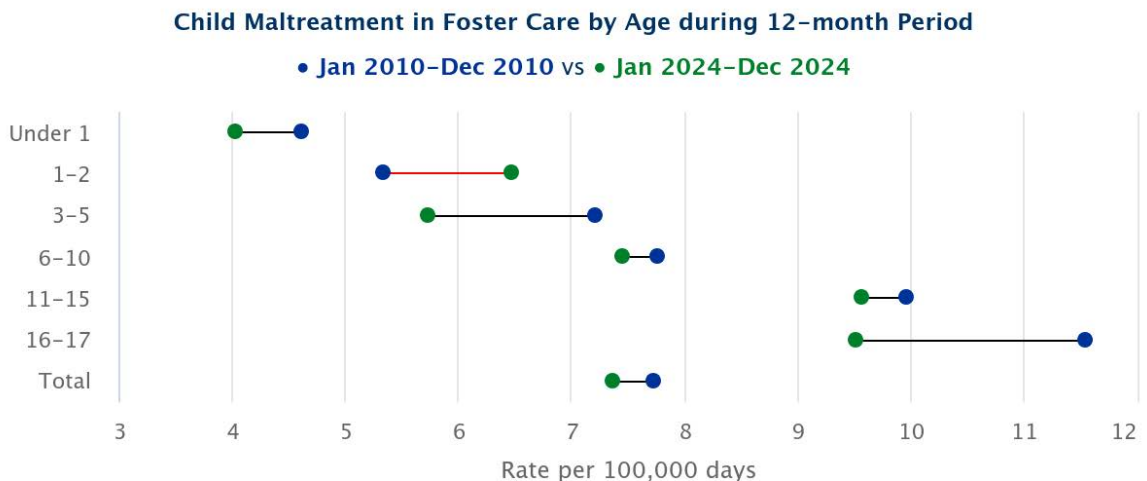
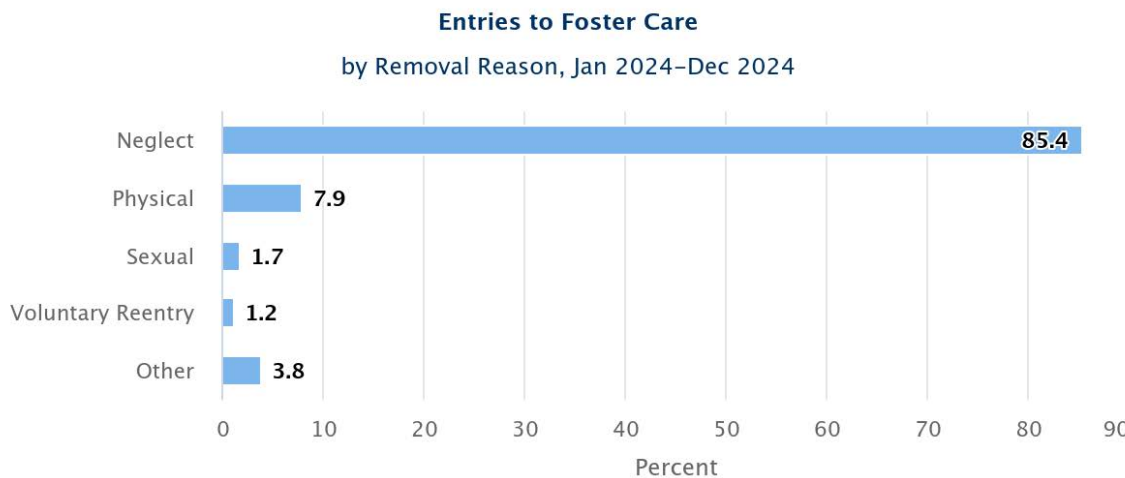
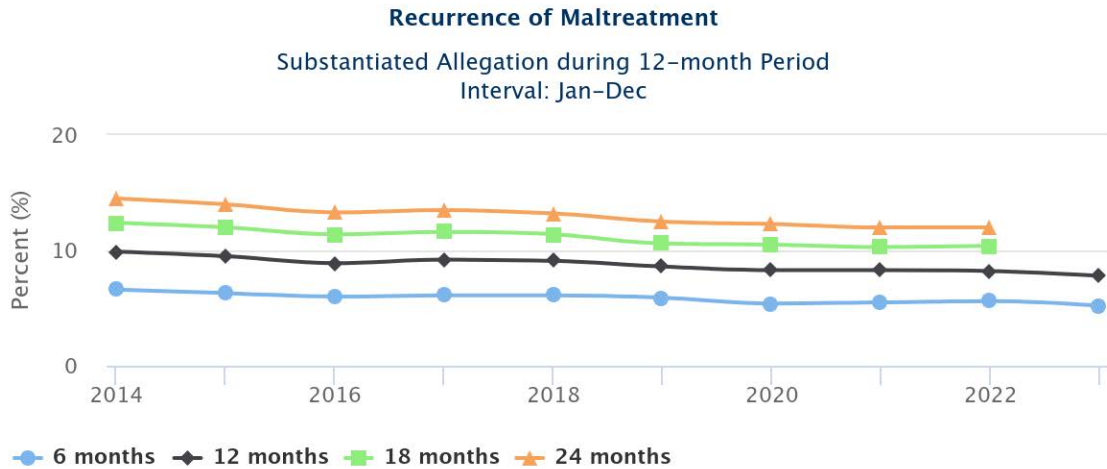
• Jan-Dec 2020 vs • Jan-Dec 2024



### Child Maltreatment Substantiations by Ethnicity

• Jan-Dec 2020 vs • Jan-Dec 2024





Data Source: CWS/CMS 2024 Quarter 4 Extract.

The suggested way to cite the above data is as follows:

Webster, D., Lee, S., Dawson, W., Magruder, J., Exel, M., Cuccaro-Alamin, S., Putnam-Hornstein, E., Wiegmann, W., Saika, G., Courtney, M., Eastman, A.L., Gomez, A., Guo, S., Zhang, A., Carrera, Y., Dua, A., Berwick, H., Lu, F., Hoerl, C., Yee, H., Gonzalez, A., Gomez Hernandez, F., Ensele, P., Nevin, J., & Michel, J. (2024). CCWIP reports. Retrieved Apr 01, 2025, from University of California at Berkeley California Child Welfare Indicators Project website URL: <https://ccwip.berkeley.edu>