



TAY-Hub

Transition-Age Youth
Research & Evaluation Hub

Transition-Age Youth (TAY) Website Demo

Communities of Interest Meeting
9/13/2022

California Child Welfare Indicators Project (CCWIP)
University of California, Berkeley



CCWIP
California Child Welfare
Indicators Project



TAY-Hub
Transition-Age Youth
Research & Evaluation Hub



TAY-Hub
**Transition-Age Youth
Research & Evaluation
Hub**

The TAY-Hub seeks to improve policies and practices affecting TAY by monitoring outcomes and through applied research that is grounded in engagement with members of the child welfare services community, including those with lived experience of foster care.



TAY Report Index
All Measures



Journal Articles
Peer-Reviewed



Research Memos
Policy Briefs



CalYOUTH Evaluation
Transitions to Adulthood



TAY Programs
Extended Foster Care
(AB 12)

Our Partners

Berkeley Social Welfare



**TIPPING POINT
COMMUNITY**



Children's Data Network
USC Suzanne Dworak Peck



Fundamentals

- **Entries:** *Entries to Foster Care (Age 18 to 20 Years)*
- **In Care:** *In Care—Point In Time Count (Age 18 to 21 Years)*

Employment

- **TAY Employment Status by Age:** *TAY in out-of-home care at some point Age 16-17 who turned 18 during the year: Employment status by Age*

PIT/In Care Reports

How many transition-age youth are currently in foster care? How has that number changed over time?

Point in Time/In Care (Age 18 to 21 Years)

These reports include all youth age 18 to 21 who have an open child welfare or probation supervised placement episode in the CWS/CMS system on the specified date.

Report Options

California Detail View

Multi County View

Using charts: Click on the legend to hide or display chart items. Hover over the chart to see time periods and values.

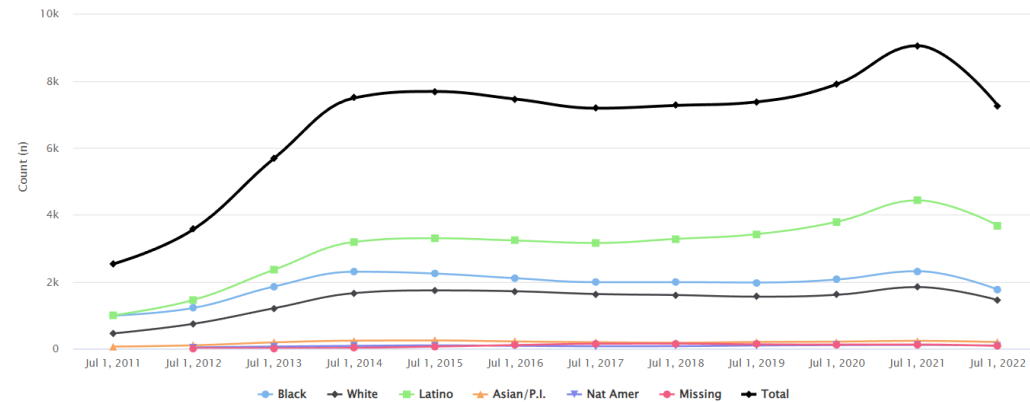
Masking is performed to protect the privacy of individuals served by CDSS: Values of 10 or less and calculations based on values of 10 or less are masked ('M' or '*'). In stratified views of the data, additional values (the lowest available) are masked to prevent calculation of values of 10 or less.

For additional information, you can read more here.

Line Chart Column Chart Data Table

California Child Welfare Indicators Project (CCWIP)
University of California at Berkeley
Outcomes Monitoring Platform (OMP)
Youth in Foster Care (Age 18 to 21 Years)
Agency Type: Child Welfare

California



Data Source: CWS/CMS 2022 Quarter 2 Extract.
Program version: 2.00 Database version: 75CA1E6B
Please consult the methodology for detailed placement type definitions.
CCWIP reports. Retrieved Sep 13, 2022, from University of California at Berkeley California Child Welfare Indicators Project website. URL: <https://ccwip.berkeley.edu>

Highcharts.com

How has the placement type for transition-age youth in foster care changed over time?

Report Options

In Care—Point in Time Count

Remember County Selection

Time Period

Intervals

July

Begin Year

2012

Agency Type

Child Welfare

Probation

Counties

California

Report Output

Count

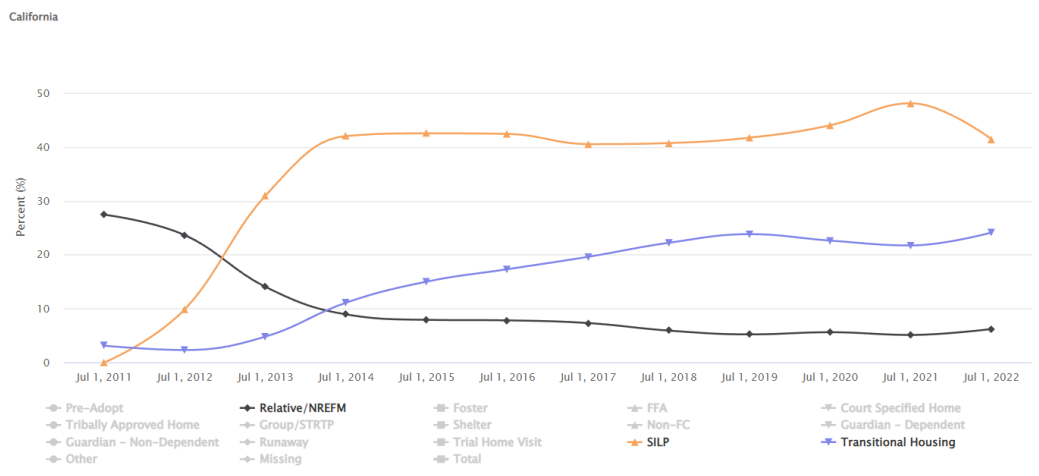
Percent

Row Dimension

Placement Type

Line Chart Column Chart Data Table

California Child Welfare Indicators Project (CCWIP)
 University of California at Berkeley
 Outcomes Monitoring Platform (OMP)
 Youth in Foster Care (Age 18 to 21 Years)
 Agency Type: Child Welfare



Data Source: CWS/CMS 2022 Quarter 2 Extract.
 Program version: 2.00 Database version: 75CA1E6B
 Please consult the methodology for detailed placement type definitions.
 CCWIP reports. Retrieved Sep 13, 2022, from University of California at Berkeley California Child Welfare Indicators Project website. URL: <https://ccwip.berkeley.edu>

kinosharts.com

How many youth who are in extended foster care in California have been in care for a long time?

Report Options

In Care—Point in Time Count

Time Period

Time Period

Jul 1, 2022

Agency Type

Child Welfare

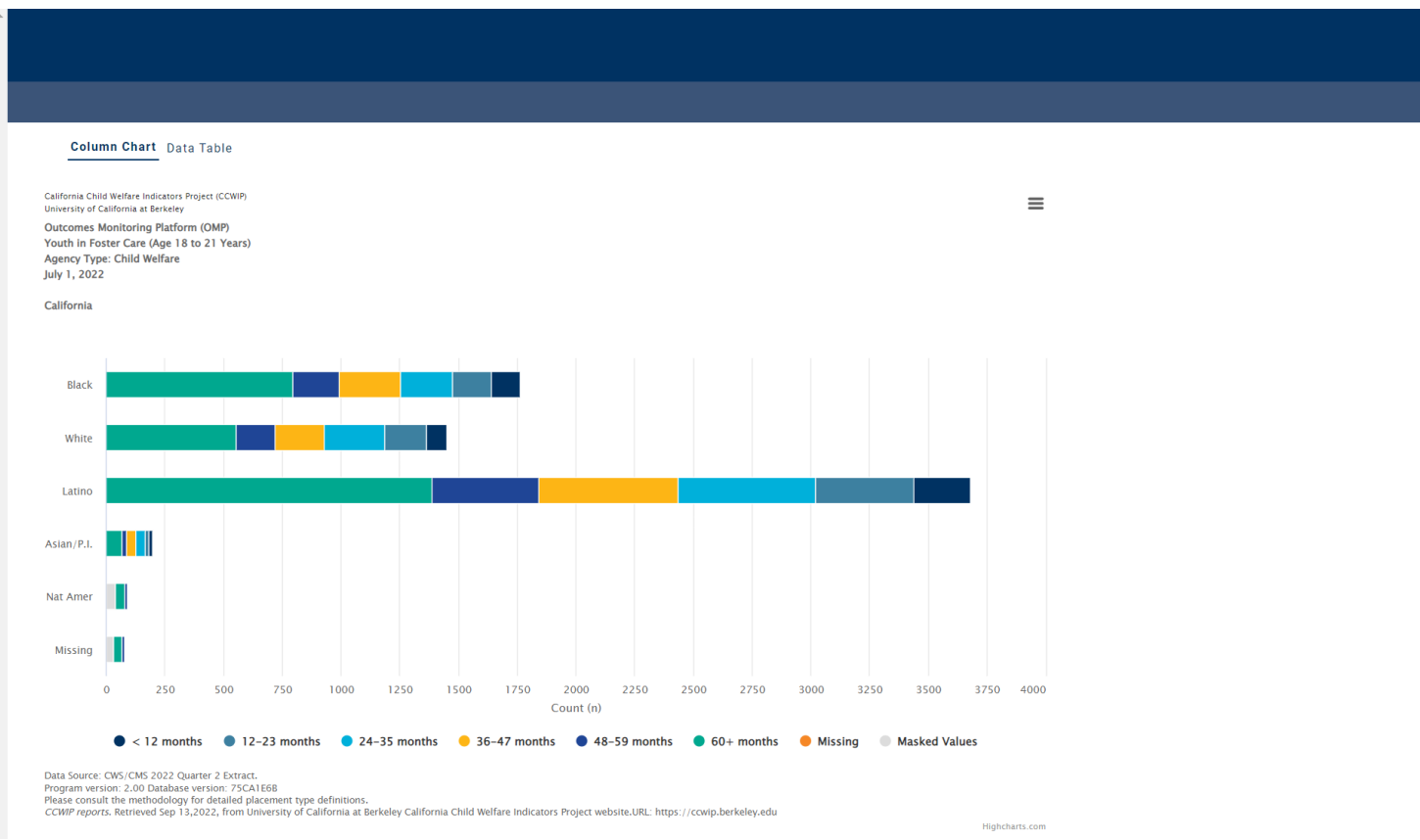
Probation

Column Dimension

Ethnic Group

Row Dimension

Time in Care



County Comparisons?

Report Options

In Care—Point In Time Count

Time Period

Intervals

July

Begin Year

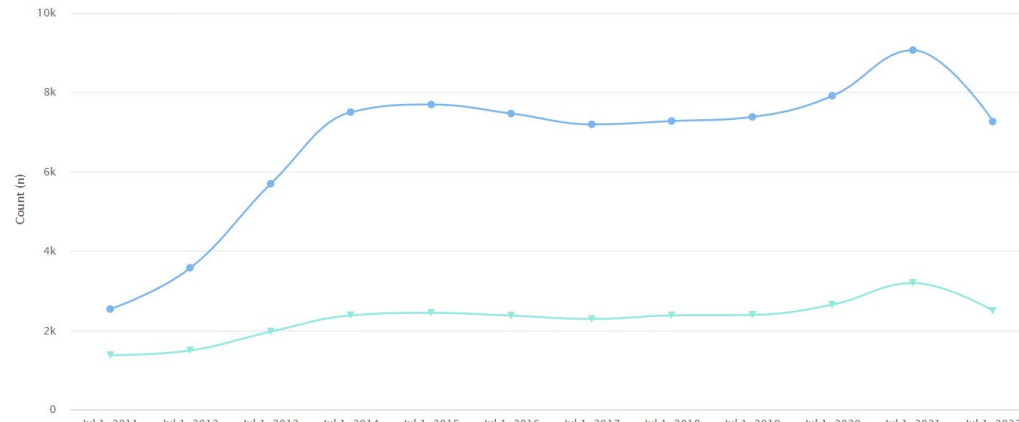
2012

Agency Type

- Child Welfare
- Probation

Line Chart Data Table

California Child Welfare Indicators Project (CCWIP)
 University of California at Berkeley
 Outcomes Monitoring Platform (OMP)
 Youth in Foster Care (Age 18 to 21 Years)
 Agency Type: Child Welfare



- California
- Alameda
- Alpine
- Amador
- Butte
- Calaveras
- Colusa
- Contra Costa
- Del Norte
- El Dorado
- Fresno
- Glenn
- Humboldt
- Imperial
- Inyo
- Kern
- Kings
- Lake
- Lassen
- Madera
- Marin
- Mariposa
- Mendocino
- Merced
- Modoc
- Mono
- Monterey
- Napa
- Nevada
- Orange
- Placer
- Plumas
- Riverside
- Sacramento
- San Benito
- San Bernardino
- San Diego
- San Francisco
- San Joaquin
- San Luis Obispo
- San Mateo
- Santa Barbara
- Santa Clara
- Santa Cruz
- Shasta
- Sierra
- Siskiyou
- Solano
- Sonoma
- Stanislaus
- Sutter
- Tehama
- Trinity
- Tulare
- Tuolumne
- Ventura
- Yolo
- Yuba

Data Source: CWS/CMS 2022 Quarter 2 Extract.
 Program version: 1.35 Database version: 75CA1E6B
 Please consult the methodology for detailed placement type definitions.
 CCWIP reports. Retrieved Sep 13, 2022, from University of California at Berkeley California Child Welfare Indicators Project website. URL: <https://ccwip.berkeley.edu>

Entries Reports



Fundamentals

- **Entries:** *Entries to Foster Care (Age 18 to 20 Years)*
- **In Care:** *In Care—Point In Time Count (Age 18 to 21 Years)*

Employment

- **TAY Employment Status by Age:** *TAY in out-of-home care at some point Age 16-17 who turned 18 during the year: Employment status by Age*

How have entries to extended foster care changed over time? Are a greater or lesser number of young people opting for this resource?

Report Options

Entries To Foster Care

Remember County Selection

Time Period

Intervals

Jul-Jun

Begin Year

2012

Agency Type

Child Welfare

Probation

Counties

California

Report Output

Count

Percent

Row Dimension

Ethnic Group

Days in Care

7 days or less

8 days or more

Episode Count

All Youth Entering

First Entries

All Entries



How has the racial composition of entries to extended foster care changed over time?

Report Options

Entries To Foster Care

Remember County Selection

Time Period

Intervals
Jan-Dec

Begin Year
2012

Agency Type
 Child Welfare
 Probation

Counties
California

Report Output
 Count
 Percent

Row Dimension
Ethnic Group

Days in Care
 7 days or less
 8 days or more

Episode Count
 All Youth Entering
 First Entries
 All Entries





Questions?

Wendy Wiegmann, MSW, PhD
wendy.wiegmann@berkeley.edu

<https://ccwip.berkeley.edu>



Berkeley Social Welfare
UNIVERSITY of CALIFORNIA

